



Xtreme Barcodes

your barcode superstore!



Version 1.0

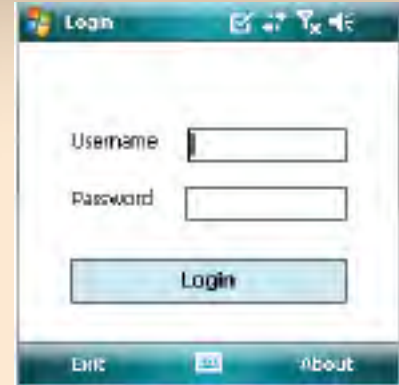
Wine Inventory System

RFID

Overview:

- Fast and reliable wine inventory management application.
- Mobile version, no need to be on the computer instead through the store.
- Full web based service provides portability anywhere, anyplace.
- Add, Edit and Remove wines on inventory.
- Do full inventory with RFID or UPC.
- View actual inventory. Compare actual inventory with current inventory on database.
- Interfacing with any database i.e. Oracle, Mysal, etc.
- Exporting inventory in csv or excel file.
- Import list of RFID EPC.
- Search for any wine information with the UPC, SKU or RFID EPC.
- Reporting application for any report needed by the administration available online.

LOG-IN

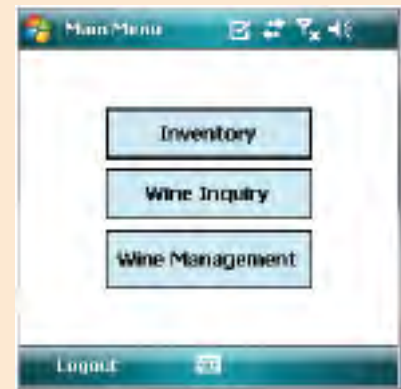


Login: Inventory system login.

About: Information about the application, license and days left in subscription.

Exit: Exit application.

MAIN MENU



Inventory: Access actual inventory, do a new inventory, import and export inventory etc.

Wine Inquiry: Get information about a wine by UPC, EPC, SKU.

Wine Management: You can add, edit and delete wines from the system.

Logout: Logout from application.



This application works fully with a web application.
The offline inventory is an additional feature.

INVENTORY

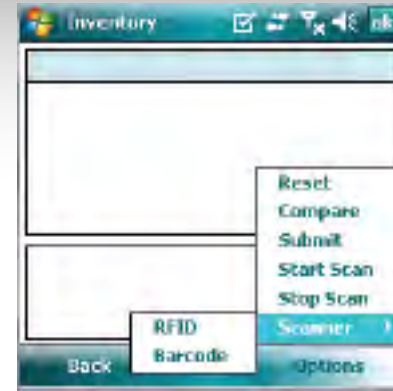


Do Inventory: Start doing inventory.

Export as: export actual database as csv or excel format.

Main Menu: Go back to main menu.

DO INVENTORY



Reset: Reset captured data.

Compare: Compare with actual inventory.

Submit: Submit inventory with captured data.

Start and Stop scan

Scanner: Select which capture device you want to use.

Back: Go back to inventory menu.

WINE INQUIRY



Search for a wine by UPC, SKU or EPC

WINE INFORMATION



Search a new wine

WINE MANAGEMENT MENU

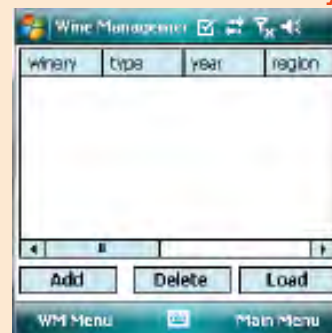


Export: Export inventory to excel or csv.

Import: Import RFID EPC Sheet.

WINE MANAGEMENT

See wines in inventory



Load: Load wines.

Delete: Delete wines and all related data from system.

WM Menu: Go back to WineManagement Menu.

Add: Add a new wine to the system.

ADD NEW WINE



Reset: Reset new wine form

Add: Add new wine to inventory.